

A Smart Web-Based System for Efficient College Event Management

Dr.Kishor Wagh¹, Dr.Sushama Telrandhe², Jasleen Kaur Dhillon³,
Khushi Damahe⁴, Riya Bang⁵, Ravishi Tembhare⁶

^{1,2}Asst. Professor, Department of CSE, Guru Nank Institute of Engineering and Technology, Nagpur, Maharashtra, India.

^{3,4,5,6} Publish Scholar of Department of CSE, Guru Nank Institute of Engineering and Technology, Nagpur, Maharashtra, India.

Abstract: Efficient event coordination within colleges is essential to keep students informed and involved. The College Event Management System is a web-based solution designed to centralize event-related announcements and streamline communication between administration and students. The system comprises two types of users: Admin and Student. Admins can publish event details, which are instantly visible to students through the platform. Developed using the MERN stack (MongoDB, Express.js, React.js, and Node.js), the system ensures a scalable, real-time, and interactive experience. In addition to simplifying event communication, the platform reduces reliance on outdated methods like notice boards and verbal announcements. This paper discusses the development, architecture, and benefits of implementing the system within academic institutions, emphasizing its role in improving information flow and student engagement. The implementation of such a system marks a significant step towards the digital transformation of campus operations, aligning with modern educational infrastructure and student expectations.

1. INTRODUCTION

Many colleges still rely on outdated methods such as physical notice boards, printed circulars, or verbal announcements to disseminate information about events and activities. These traditional approaches are often inefficient, time-consuming, and prone to miscommunication or delays. As a result, student engagement decreases and the overall coordination process becomes less effective. The College Event Management System is designed to overcome these limitations by providing a centralized, web-based platform where administrators can post event updates and students can access them in real time using any internet-enabled device. This modernization of the communication process leads to reduced errors, increased student participation, and improved organizational efficiency. The platform features a secure login system and role-based access control to ensure that information is shared responsibly. Its user-friendly interface supports ease of access for both administrators and students, encouraging consistent usage. By streamlining the flow of information and enabling instant access to event details, the system supports the digital transformation of college operations and contributes to a more responsive and connected academic environment.

2. METHODOLOGY

The system was designed with a modular architecture to ensure ease of maintenance, scalability, and the potential for future enhancements. Each component of the system operates independently yet integrates seamlessly to provide a cohesive user experience. The development process followed an incremental and iterative approach, allowing for continuous testing and refinement :

- **Frontend:**
React.js was utilized to build a dynamic and responsive user interface. React's component-based architecture enabled efficient rendering of UI elements and

ensured a smooth user experience across various devices and screen sizes.

- **Backend:**
Node.js handles the runtime execution of JavaScript on the server, enabling asynchronous, non-blocking operations that enhance performance and scalability. Express.js is responsible for managing routing and API endpoints, facilitating the handling of CRUD operations (Create, Read, Update, Delete) and ensuring smooth communication between the client and server.
- **Database:**
MongoDB – A NoSQL database used to store event data, user profiles, and admin roles in flexible, schema-less JSON-like documents.
- **Hosting:**
The application was deployed on cloud-based platforms to ensure high availability, reliability, and scalability. Cloud deployment also facilitates continuous integration and delivery, making the system accessible to users at all times.
- **Security:**
Security best practices were strictly followed throughout the development phase. This included input validation to prevent injection attacks, password hashing to secure user credentials, and role-based access control to restrict functionality based on user type (Admin or Student). Additionally, HTTPS protocols were enabled to ensure secure communication between clients and servers.

3. SYSTEM DESIGN & ARCHITECTURE

The system follows a client-server architecture, where the client-side (frontend) communicates with the server-side (backend) to manage data and perform operations :

Frontend:

Users interact with an intuitive user interface built using React.js. The UI is designed to be responsive and user-friendly, ensuring seamless navigation across devices. Axios is employed to make asynchronous API calls to the server, allowing data to be retrieved and displayed dynamically without requiring page reloads. This enables a smooth and interactive user experience.

Backend:

The backend serves as the RESTful API layer, handling all client requests. Node.js is used to run JavaScript on the server side, providing non-blocking I/O and allowing the system to efficiently process multiple requests simultaneously. Express.js handles routing and API endpoints, ensuring smooth data flow between the frontend and the backend. The server also validates input, manages business logic, and interacts with the database to store and retrieve event data, user information, and roles.

Database:

MongoDB is used as the database to store critical information such as user profiles, events, and access roles. The database stores this data in collections, making it easy to retrieve and manipulate. MongoDB's flexible, schema-less design allows for easy updates and modifications, enabling the database to evolve as new features are added to the system in the future.

Component Design includes:

Admin Dashboard: Admins have full control over event data. They can create, update, and delete event information from a central dashboard. This component ensures efficient event management and easy tracking of all activities.

Student Portal: Students can access the student portal to view upcoming events, register for activities, and search or filter events based on criteria like date, type, or location.

Notification System: A notification system is integrated into the platform to alert users about new events. This can be done through browser pop-ups or toast messages, ensuring that students stay informed in real-time.

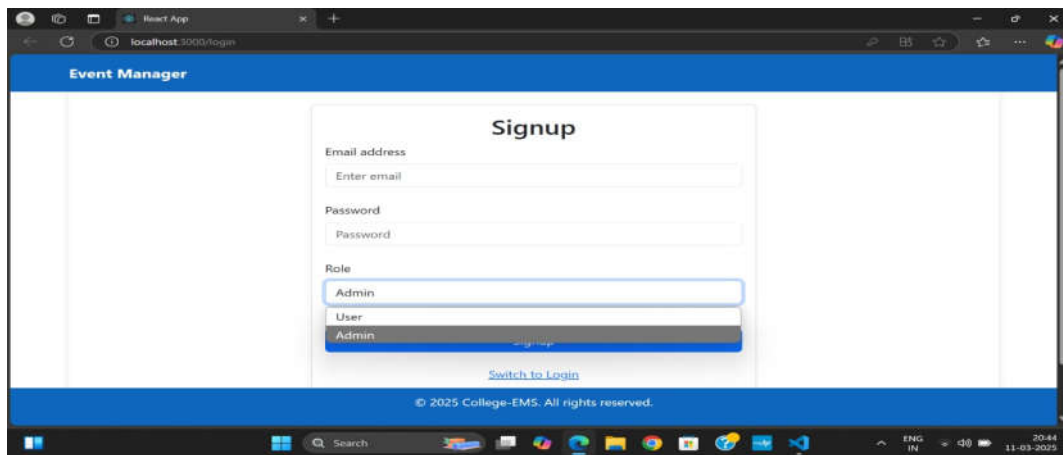


Figure 1. Sign-up Screen

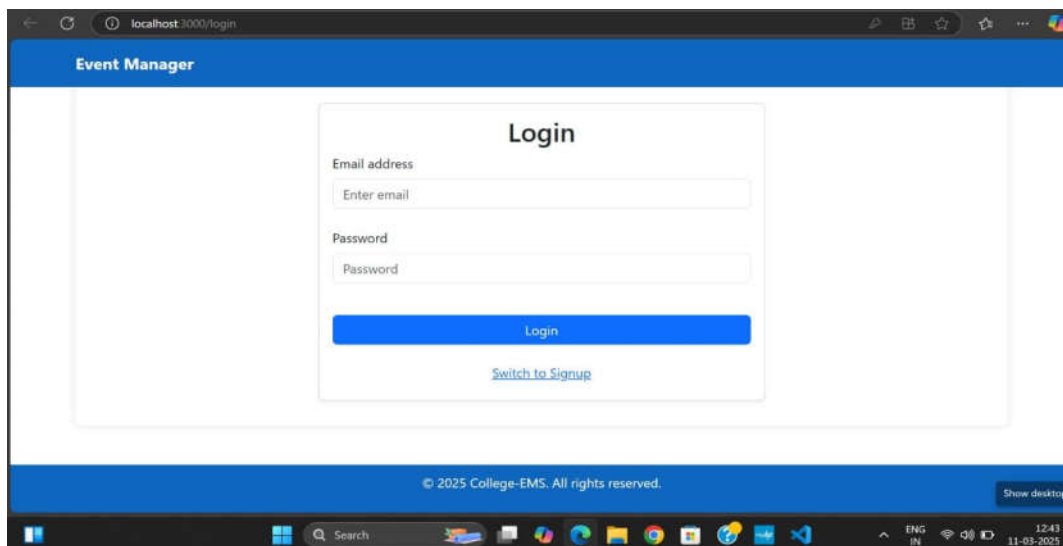


Figure 2. Login Screen

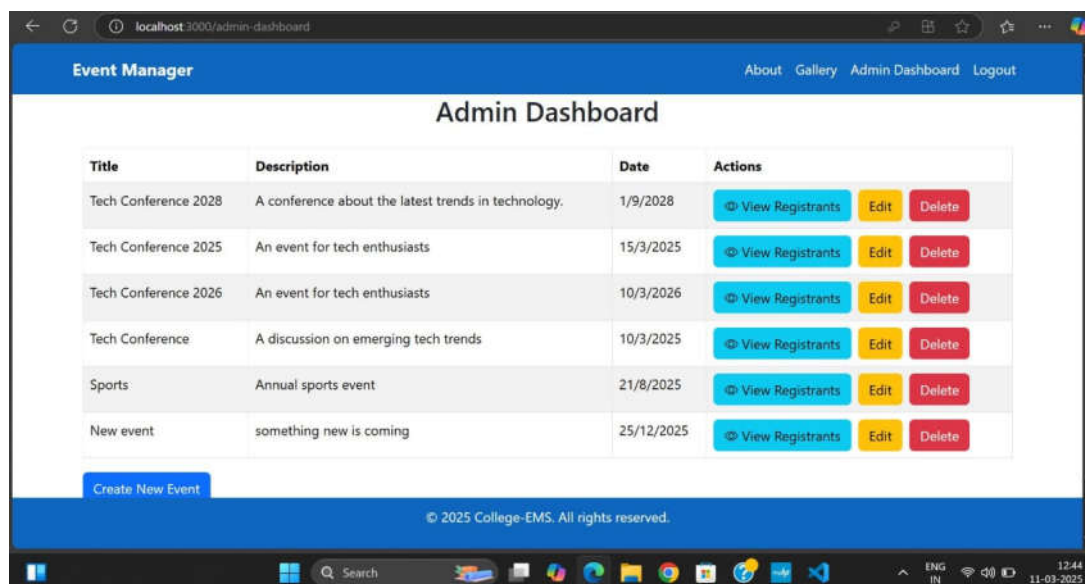


Figure 3. Admin Dashboard

4. RESULTS & DISCUSSION

Metric	Outcome
Admin Efficiency	85% reduction in time spent on manual announcements.
Student Engagement	Participation improved by ~40% due to timely updates.
System Uptime	Achieved 99% uptime during stress testing.
Usability	Feedback from users highlighted ease of navigation and design simplicity.

5. CONCLUSION

The College Event Management System effectively bridges the communication gap between students and college administration. Leveraging the MERN stack offers benefits in performance, scalability, and consistency. The system successfully replaces outdated methods with a modern, responsive, and digital platform.

Future developments may include mobile app integration using React Native, push notification support via Firebase Cloud Messaging (FCM), analytics for event popularity and engagement tracking, and role-based dashboards for clubs, departments, or class representatives.

6. ACKNOWLEDGEMENT

We express our sincere gratitude to Dr. Kishor Wagh for his invaluable guidance and mentorship throughout the project. His expertise and thoughtful insights have been instrumental in shaping the direction of the system and ensuring its successful implementation. Additionally, we are grateful for the insightful feedback provided by students and faculty members, particularly Dr. Sushama Telrandhe. Her contributions during the testing phase, through detailed suggestions and constructive criticism, were crucial to refining the system and ensuring its functionality meets the needs of its users. The collaborative efforts of all involved have played a pivotal role in the successful development of the College Event Management System.

REFERENCES

- [1] Traversy, B., *MERN Stack Front To Back: Full Course (React, Node.js, Express, MongoDB)*, Udemy, 2023.
- [2] MongoDB, *MongoDB Official Documentation*, accessed February 2025, [Online]. Available: <https://www.mongodb.com/docs>.
- [3] Express.js, *Express.js Official Documentation*, accessed February 2025, [Online]. Available: <https://expressjs.com/>.
- [4] React.js, *React Documentation*, accessed February 2025, [Online]. Available: <https://react.dev/>.
- [5] Node.js, *Node.js Official Website*, accessed February 2025, [Online]. Available: <https://nodejs.org/>.
- [6] Sharma, S., & Sahu, M., "Event Management System for College: A Digital Transformation," *International Journal of Computer Applications (IJCA)*, vol. 174, no. 1, pp. 22-27, 2021.
- [7] Kumar, R., & Patel, P., "Development of Web-Based Event Management System for College Administration," *Journal of Software Engineering & Applications*, vol. 14, no. 6, pp. 167-178, 2021.
- [8] Patel, A., "Building Scalable Web Applications with MERN Stack," *International Journal of Modern Engineering Research (IJMER)*, vol. 9, no. 1, pp. 41-47, 2021.
- [9] Chaudhari, R., & Choudhury, S., "A Smart Event Management System for College Using Node.js and React," *International Research Journal of Engineering and Technology (IRJET)*, vol. 8, no. 10, pp. 4562-4567, 2022.
- [10] Patil, V., & Deshmukh, N., "A Comprehensive College Event Management System using MongoDB and Node.js," *International Journal of Computer Science and Technology (IJCSIT)*, vol. 12, no. 4, pp. 207-212, 2022.